



GREENDALE PARK & RECREATION AD HOC COMMUNITY TEAM

THURSDAY, SEPTEMBER 21, 2023

Greendale Community Recreational Space Study Public Engagement Results

Ad-Hoc Committee Meeting
September 21, 2023



VANDEWALLE &
ASSOCIATES INC.
Madison . Milwaukee



Public Participation Opportunities

- Public Engagement Session
- Community Survey
- Ad/Hoc Committee
- Focus Group Meetings



Participation Details

- **Community Engagement Session**

- Hosted July 12th
- 70+ individuals participated
- Presentation, mapping activity, comment forms, prioritization board voting

- **Online Public Survey**

- Hosted July 17th – August 7th
- 637 individuals participated
- Questions about levels of park use, current conditions, future needs

- **Focus Groups**

- Hosted July 19th
- 22 individuals participated
- Senior Citizens, Community Organizations, Outdoor Sports, Indoor Sports



Contextual Plan Information

- **Parkland Standards**

- Measured in “acres per 1,000 residents”
- 2023 NRPA average/standard: 10.8 acres per 1,000 residents
- Recommended to maintain existing standard and level of service

Municipality	2022 Population	Number of Municipal & School District Owned Parks	Residents Per Park	Total Acres	Acres Per 1,000 People
Village of Greendale	14,815	20	740.75	225.1	15.2

Contextual Plan Information

- **Future Parkland Needs Analysis: 2033**

2023 Total Active Acres	2023 Acres Per 1,000 Residents	Greendale Park Acreage Standard Per 1,000 Residents	2033 Total Acres Needed to Meet Projected Population Standards*	2033 Additional Acres Needed to Meet Standards
225	15	15	225	0

Note: Active acres include the total land area within all existing Neighborhood and Community Parks, Special Use Areas, and School District facilities.

*Population Projection in 2033: 15,020

Contextual Plan Information

- **Future Parkland Needs Analysis: 2043**

2023 Total Active Acres	2023 Acres Per 1,000 Residents	Greendale Park Acreage Standard Per 1,000 Residents	2043 Total Acres Needed to Meet Projected Population Standards*	2033 Additional Acres Needed to Meet Standards
225	15	15	228	3

Note: Active acres include the total land area within all existing Neighborhood and Community Parks, Special Use Areas, and School District facilities.

*Population Projection in 2043: 15,206



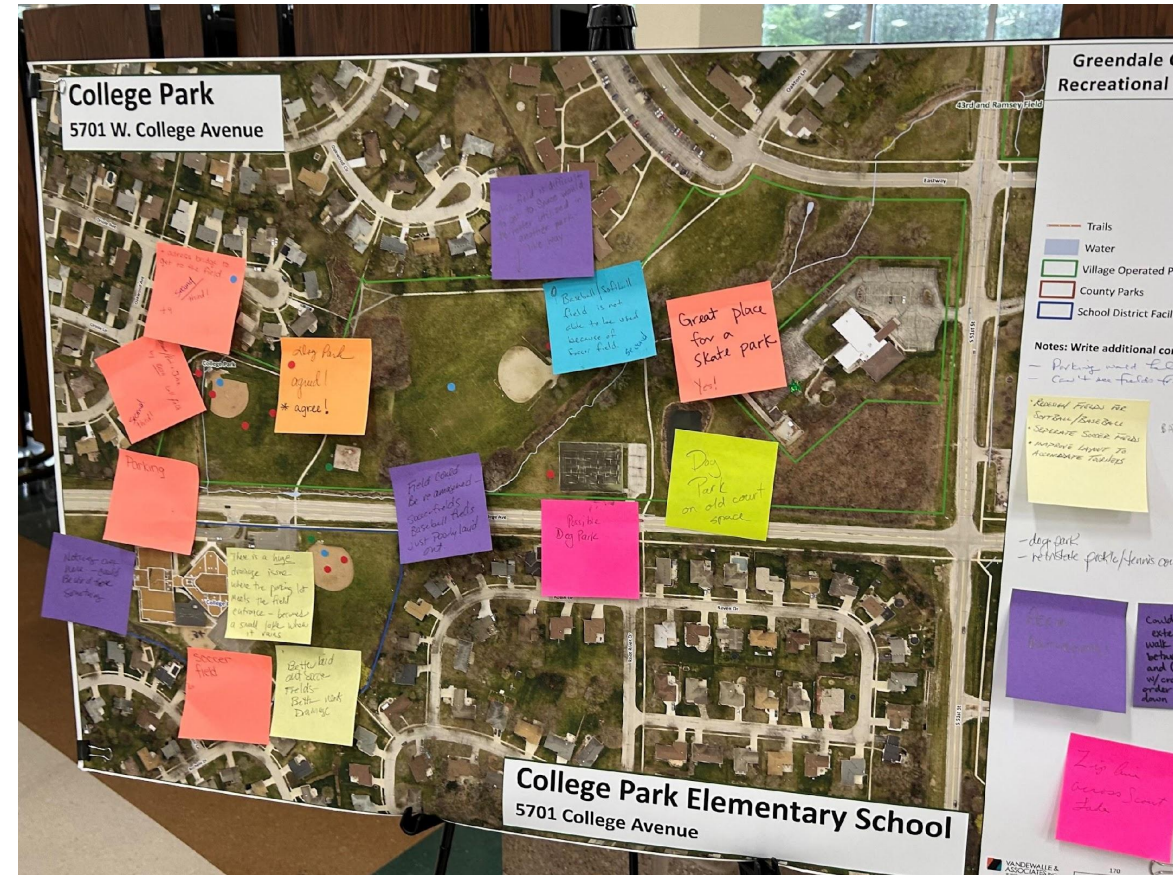
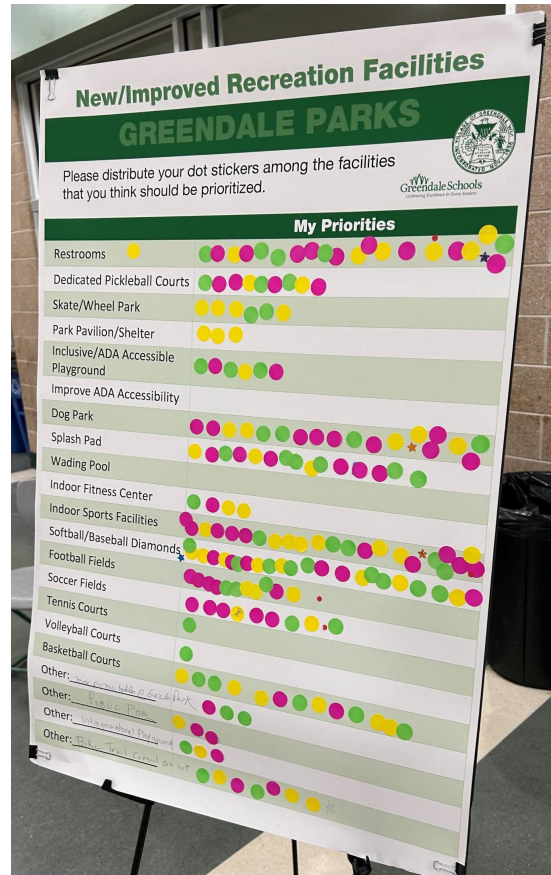
Public Feedback Analysis: Questions for Discussion

- Does any of the input surprise you?
- Where do you see trends or areas of consensus in the input?
- Does any of the input give you ideas for plan recommendations?

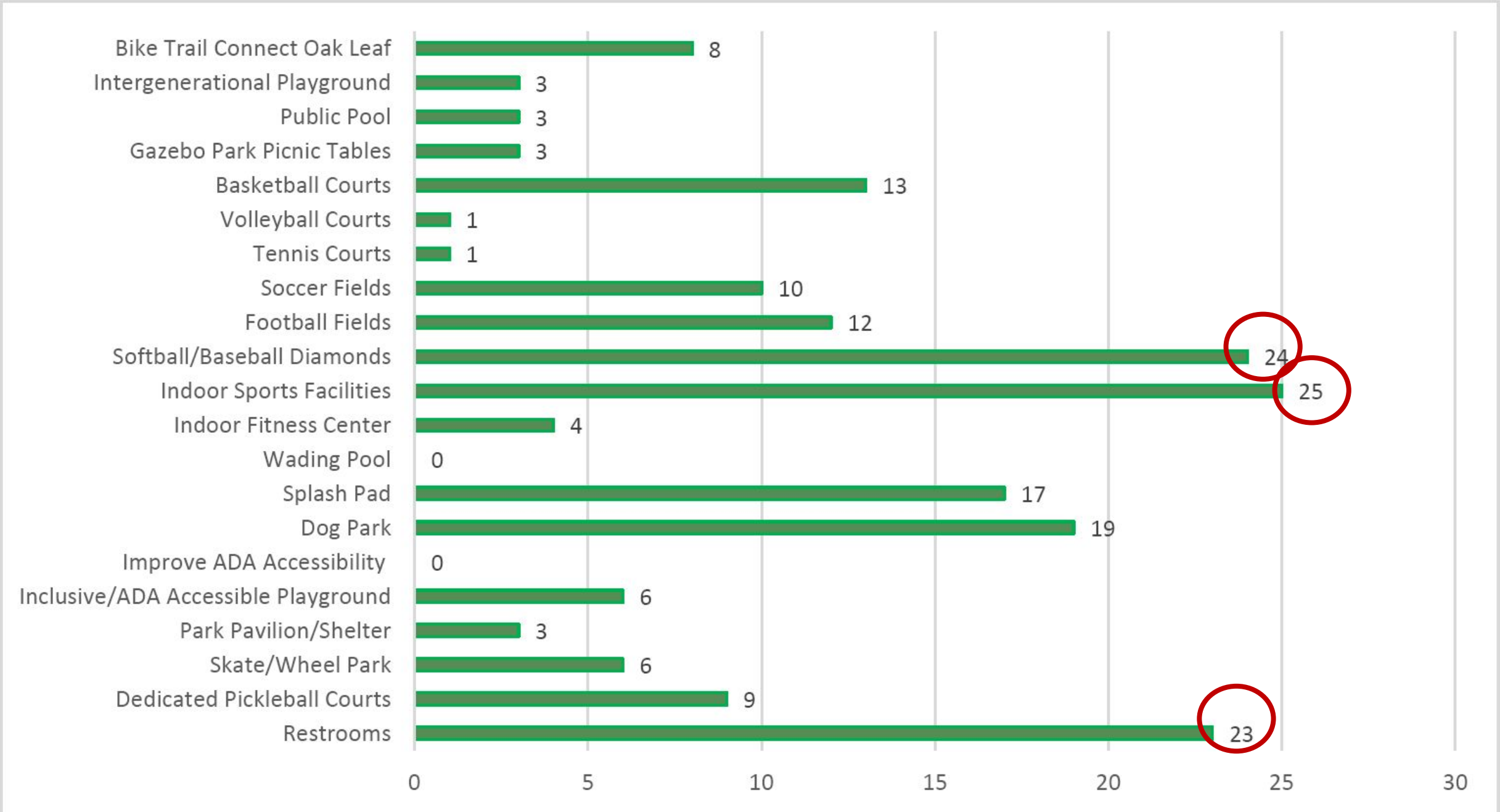
Key Community Engagement Session Feedback (Overview)

- Desire for:

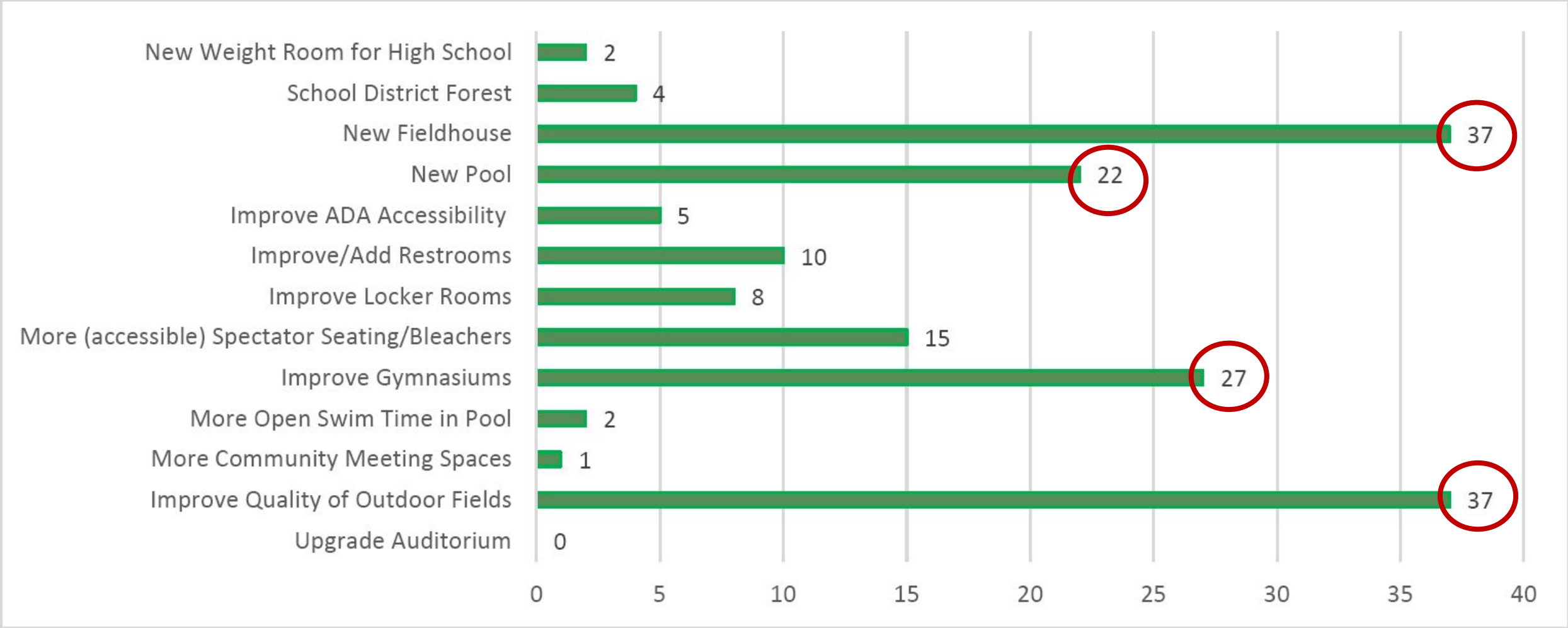
- More restrooms in existing parks
- An indoor sports facility
- Additional softball/baseball diamonds
- Installation of a splash pad
- Creation of a dog park
- Improved outdoor playfield quality & maintenance



Question 1: Please distribute dot stickers among the facilities that you think should be prioritized in Greendale Parks.



Question 2: Please distribute dot stickers among the facilities that you think should be prioritized in School District Facilities.



Key Focus Groups Feedback (General)

- Overall feedback on Park & Rec system is favorable
- Great school district, trail system, and nearby resources draw in families
- Concern w/lack of available space to support growing programs/activities
- 84th & Grange + old tennis courts at 51st & College identified as underutilized sites
- New/updated bathrooms at park locations was a common future improvement item

Key Focus Groups Feedback (Site Specific)

- Community Center Park lacks spectator seating
- Daffodil & Edgerton Parks lack playground equipment
- Gazebo Park needs electrical & infrastructure improvement; bathrooms & concessions desired at this site
- Elementary School gyms are undersized & lack spectator seating
- Brinkman Field lacks spectator seating, bathrooms & outfield need improvements, and pegs for bases are a safety concern

Key Focus Groups Feedback (Site Specific)

- High School:

- Existing gym space is limited & not large enough
- Fieldhouse w/4 basketball courts, 4 volleyball courts & indoor track desired
- Outbuilding w/team room, concessions & bathrooms desired
- Larger concessions desired

- Pool:

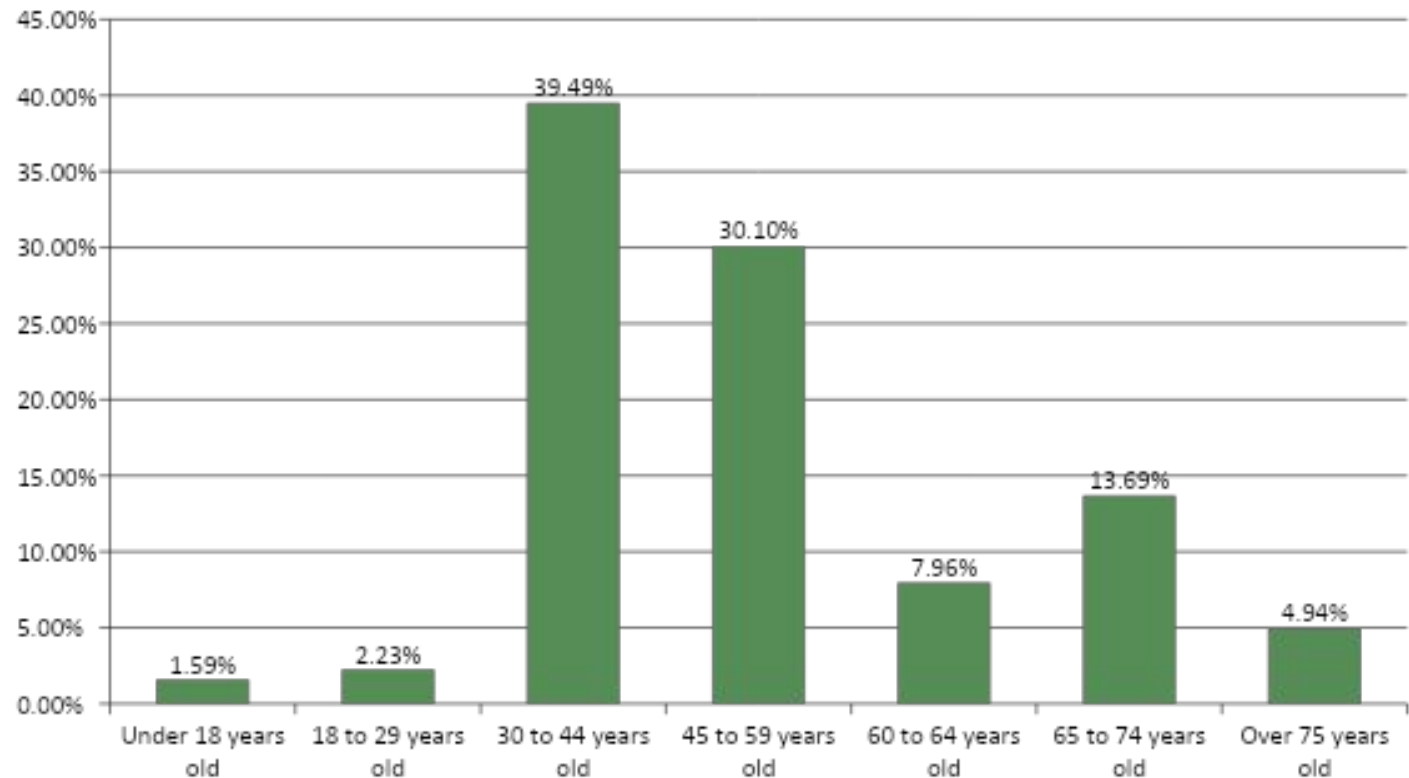
- 8 lanes & diving well needed
- Locker rooms w/multiple entrances is a safety concern
- Floor surface & filter issues need to be addressed
- Fit/Dance area not ADA-accessible & concrete floor below mats is a safety concern

Key Focus Groups Feedback (Additional New or Improved Amenities)

- Accessible playground elements
- Interactive opportunities for exploring Greendale
- Outdoor amphitheater/band shell
- Splash pads
- Hockey rink
- Facility use, coordination & wayfinding
- Indoor gym/fitness center for public use (multipurpose spaces & kitchen)
- Improved or turf outdoor field/grass areas & field lighting
- Adequate, safe parking at all sites
- Storage shed for athletics

Key Public Survey Results

- 92% of the 637 respondents were Village residents
- Only 3.82% of respondents were age 29 or younger
- 50% of respondents have a Greendale School District student in their household



Key Public Survey Results

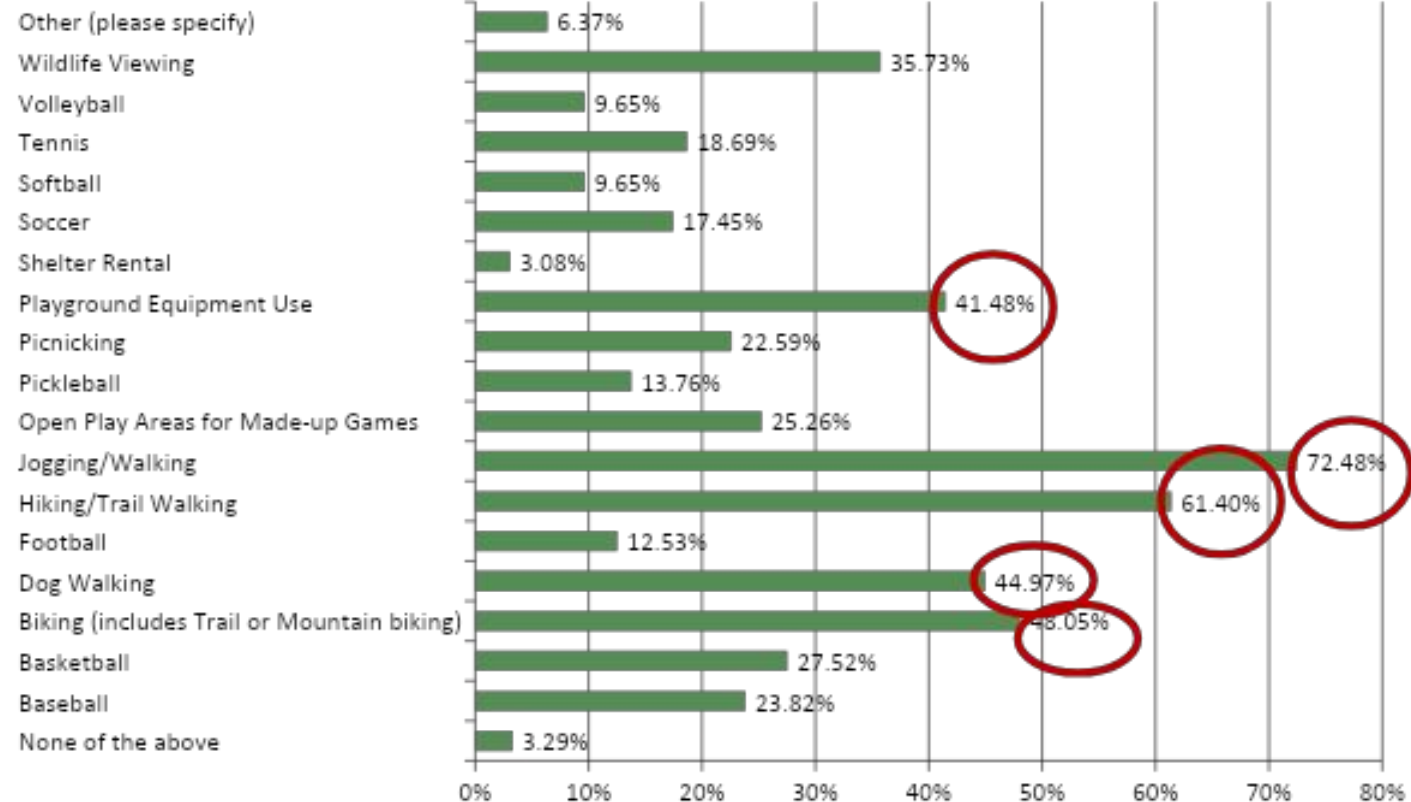
- Residents indicate strong approval of the quality and variety of Greendale Parks and Recreation program offerings (over 75% indicated excellent and good ratings)
- Highest demand for more programs for:
 - Middle school aged children (11 – 14)
 - Teenagers (14 – 18)

Key Public Survey Results

- Top regular park activities reported by respondents included:

- Jogging/walking (72%)
- Hiking/Trail walking (61%)
- Biking (48%)
- Dog Walking (45%)
- Playground Equipment Use (41%)

*Note that survey respondents were primarily over 30 years of age



Key Public Survey Results

- Most frequented Park Facilities:

- Community Center Park (43%)
- Daffodil Park (36%)
- Gazebo Park (32%)
- Greendale High School Fields (32%)

- Least frequented Park Facilities:

- Sherwood Park (2%)
- Edgerton Park (3%)
- Lions Park (12%)

Key Public Survey Results

• Top 3 Amenities Requested at Each Village Outdoor Park & Recreation Facility:

- **College Park**

- Signage, bike racks, trails

- **Community Center Park**

- Public grills, trails, fitness equipment

- **Daffodil Park**

- Playground equipment, picnic tables, signage

- **Edgerton Park**

- Signage, trails, playground equipment

- **Gazebo Park**

- Restrooms, picnic tables, bike racks

- **Lions Park**

- Signage, trails, restrooms

- **43rd & Ramsey**

- Trails, signage, playground equipment

Key Public Survey Results

- Top 3 Amenities Requested at Each School District Outdoor Park & Recreation Facility:

- **Canterbury Elementary**

- Satisfied with conditions, ADA accessible facilities, drinking fountains

- **Canterbury Woods**

- Trails, satisfied with conditions, Signage

- **College Park Elementary**

- ADA accessible facilities, basketball courts, drinking fountains

- **Greendale High School**

- Fitness equipment, ADA accessible facilities, basketball courts

- **Greendale Middle School**

- Basketball courts, bike racks, satisfied with conditions

- **Highland View Elementary**

- Satisfied with conditions, ADA accessible facilities, drinking fountains

- **Jaycee Park**

- ADA accessible facilities, picnic tables, restrooms

- **84th & Grange**

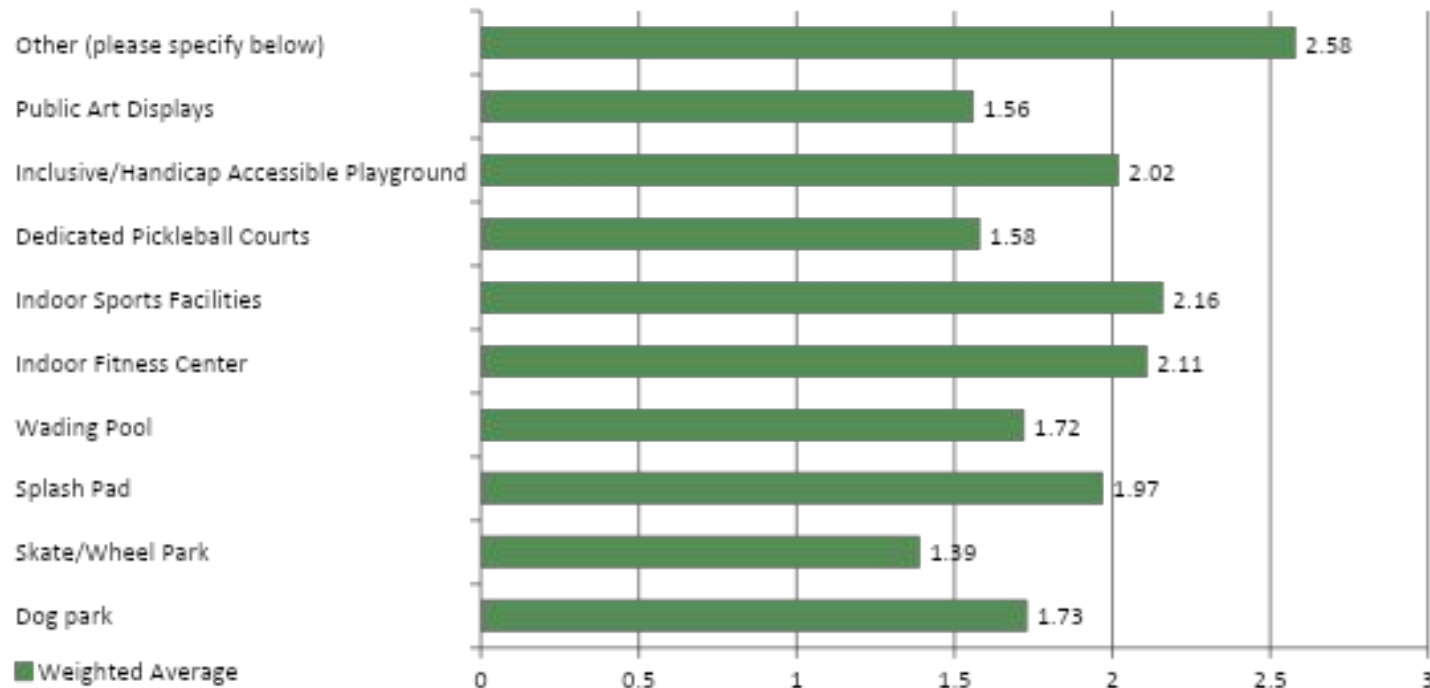
- Pavilion or shelter, public grills, signage

Key Public Survey Results

- Key trends from School District Indoor Recreation facility quality questions:
 - Improved parking is needed at College Park Elementary School and Greendale Middle School
 - Greendale Middle School scored low in respondents' assessment of the facility's ability to host events, provide enough spectator seating, and provide adequate parking
 - The High School scored low in respondents' assessment of the pool, spectator seating, and ability to host events
 - Strong satisfaction with the Community Learning Center facility

Key Public Survey Results

- Most requested type of specialized recreation facility:



- Top three facilities:

- “Other”
 - Swimming Pool
 - Multi-purpose fieldhouse
 - Public Restrooms
 - More baseball/softball fields
- Indoor Sports Facility
- ADA Accessible Playground

Key Public Survey Results

- Key bicycle and pedestrian network gaps identified:
 - Connection between Root River Greenway/Oak Leaf Trail and Village Center
 - Improve east/west connections from the westside neighborhoods across 76th Street to the rest of the Village
 - Safety and improved network connections to Southridge (Loomis, Broad Street)
 - Need for more pedestrian-scale lighting on Village trails



THANK YOU!